

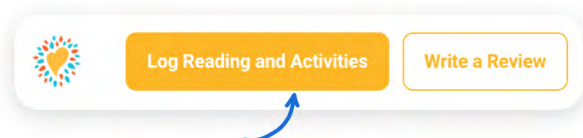
On the Web

TIP:

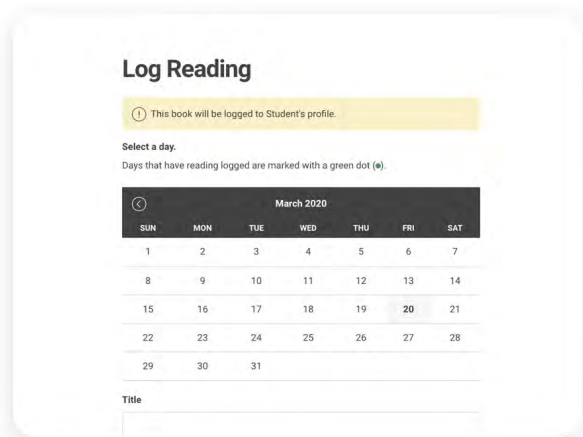
Your district and school add new challenges throughout the year, so make sure to check your "Programs" tab to register for any new challenges!

Log Reading

Click "Log Reading and Activities" at the top of the page.



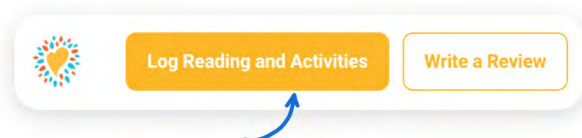
Select "Minutes" and then fill in the date, minutes, title and author. Click "Log".



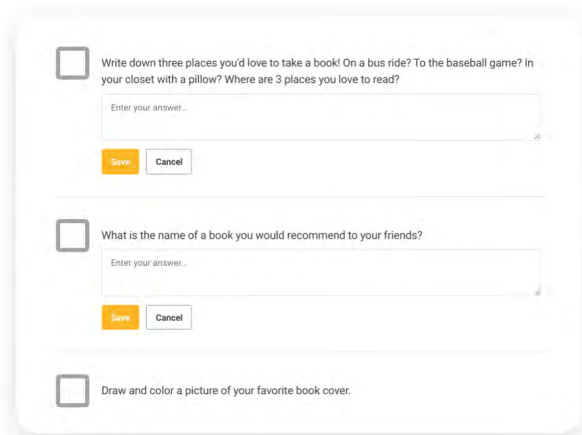
Any earned badges will pop up - YAY! "X" out of the log reading pop-up in the top right corner and check out your progress towards your next badge under the "Logging Badges" tab. Badges are earned at set intervals and vary by challenge.

Log an Activity

Click "Log Reading and Activities" at the top of the page.



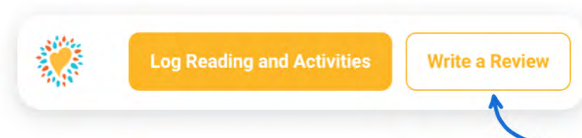
Select "Activities", choose an activity badge and then an activity. Follow the instructions on the activity to complete it!



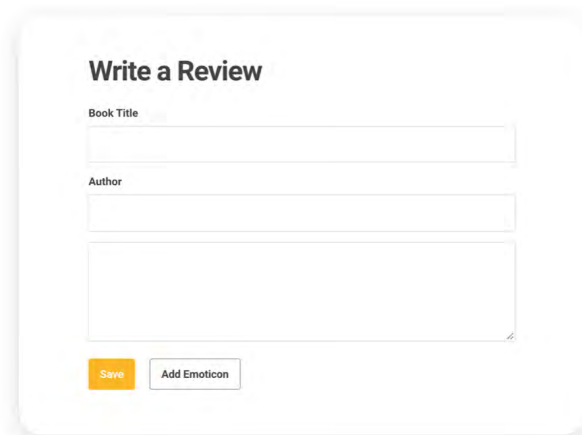
If you don't see "Activities" as an option on your site, don't worry! Just check back for a new challenge at your school that includes activities.

Write a Review

Click "Write a Review" at the top of the page.



Enter the title and author, write your review and click "Save".



Note: You can also add a review on the "Log Reading" page.

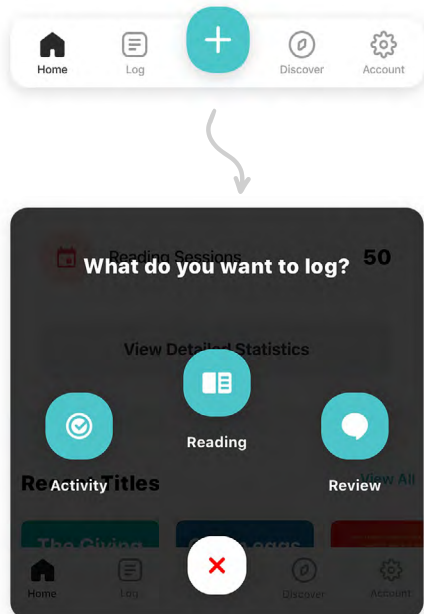
In the App

Download the Beanstack app!



First

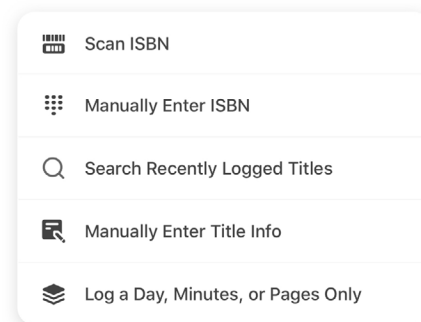
Click the + in the tab bar



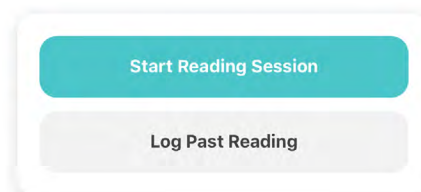
Then

Log Reading

Click "Reading" and choose a way to enter your book title (Pro tip: scanning the ISBN is the easiest and most fun!)

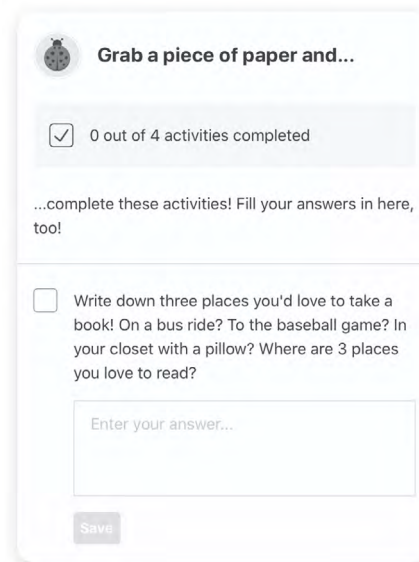


Click "Start Reading Session" to start the timer or "Log Past Reading" to enter the date, minutes read, and other details manually. Click "Finish".



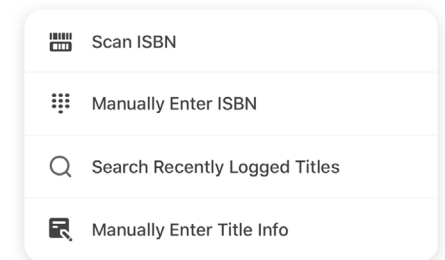
Log an Activity

Click "Activity", choose an activity badge and then an activity. Follow the instructions on the activity to complete it!



Write a Review

Click "Review" and select a way to enter the book title



Enter your review and click "Post"

